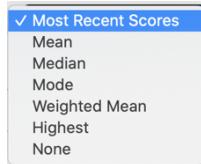




**Rollup Grades**  
What are they &  
How do they impact grading!  
and  
**Moving Grades from sending teacher.**

These are the default standard settings that come with PowerSchool and by far represent how most school have their gradebooks set up.

- Most recent standards scores. Other options include – but anything but Most Recent Scores will have teachers manually overwriting more grades.
- # of Scores – 3 (33% each) Teachers can change this – most do not. If a standard wasn't scored 3 times the percent automatically changes. A teacher can exempt a particular grade which may include scores other than the last 3.
- Calculating Higher Level Standards only applies if your standards are set up to allow child standards to be averaged to score a parent standard.
- These three settings are school level settings, most districts prefer to have all feeder schools use the same setting



**Standards Grades**

Calculate standards grades from assignment standards scores.

Default Calculation: Most Recent Scores

Teacher Editable:

---

**Most Recent Scores Calculation**

Set how many recent scores to include in the calculation, and their relative weighting.

# of Scores: 3  
(33.33%, 33.33%, 33.33%)

Teacher Editable:

---

**Calculating Higher Level Standards**

Automatically calculate higher level standards grades from lower level standards grades.

Auto-Calculate:

Use This Metric: Mean

Teachers can only see the standard grades for the students which are currently enrolled. When a student is dropped from one teacher to another in the same district, the receiving teacher sees the newly enrolled student but none of his or her grades from the sending teacher.

1. If the sending teacher hasn't graded any standards – the receiving teacher grades WIN.. his or her grades appear on the report card
2. If the sending teacher has graded a previous term and the transfer take place at the end of term, the receiving teacher doesn't have a problem because no standards IN THE SAME TERM were graded by two different teachers.
3. The problem exists when the transfer takes place within a given term AND the sending teacher has graded standards (some or all) - the receiving teacher can't see any of those grades most often assumes the student has none.
4. The teacher's gradebook PowerTeacherPro has had issues for some time but in the PS 12 version settings were built in to PS to make transfer grades (ROLLUP if you will) a bit more consistent.

5. Most districts use the following settings for Rollup Grades.
6. The transfer date is critical
  - a. When does the sending teachers' grades count for the student's term grade?
  - b. When does the receiving teachers' grades count for the student's term grade?
  - c. When should you average the two grades? Remember this only occurs when sending and receiving teacher graded the same standard in the same term.
7. Number of weeks in a grading period – how many weeks of the sending teacher's grades should count for that term??? That's the question to consider.
  - a. Semesters – 18 weeks
  - b. Trimesters – 12 weeks
  - c. Quarters – 9 weeks
8. If your district stays with the AVERAGE OPTION ABOVE - Once student gains administrative permission to transfer, my suggestions are as follows:
  - a. If it's early in the grading period and standards have been assessed in the gradebook – the sending teacher should print the report card. Once hard copy has been obtained, admin tells sending teacher to delete grades before that student is un-enrolled.
  - b. If it's late in the grading period- inform receiving teacher NOT to grade student
  - c. Develop a timeline for when you might want to AVERAGE the grade.
9. The other option (which affects all schools in the district because this is ONLY a district setting!) and **shouldn't be switched during a grading period.**
10. Using the MOST RECENTLY ENROLLED class, would eliminate the sending teachers grades on those standards assessed in that term...even if the receiving teacher didn't assess them.
11. If your district uses **Most Recently Enrolled**, all grades from the sending teacher will not count towards the FINAL STANDARD GRADE. Before student is un-enrolled – sending teacher **MUST PRINT THE REPORT CARD**. If the transfer happens towards the end of the term, the receiving teacher would have to grade all standards in a very short time that's what the report card PDF is essential.

### Standard Grade Rollup Settings

**⚠ Changing rollup settings will not affect past terms unless scores and grades are recalculated.**

Exclude Grades Marked Exempt	<input checked="" type="checkbox"/>
Exclude Grades from Dropped Classes	<input checked="" type="checkbox"/>
Calculation Method When Only Dropped Classes	<input checked="" type="button" value="Average"/> <input type="button" value="Most Recently Enrolled"/>

### Standard Grade Rollup Settings

**⚠ Changing rollup settings will not affect past terms unless scores and grades are recalculated.**

Exclude Grades Marked Exempt	<input checked="" type="checkbox"/>
Exclude Grades from Dropped Classes	<input checked="" type="checkbox"/>
Calculation Method When Only Dropped Classes	<input type="button" value="Most Recently Enrolled"/>

#### Reports

- System Reports
- ReportWorks
- PSCB Custom Reports

- If you have the free PSCB Custom Report Bundle is installed select it.
- Then select Enrollment

- Select School Transfers – Current Year to find out how many students transferred out. This is not limited to your school; it provides a district overview with a key at the bottom that provides some add information.

#### PSCB Custom Reports

Welcome to the PSCB Custom Reports home page. This page will serve as the menu page for all PSCB Custom Reports Plugins. Once a plugin is installed and enabled an access link for that bundle will appear on the list below.

Report Category	Description
Attendance	Custom school/district level attendance reports.
Enrollment	Custom school/district level enrollment reports.
Fees	Custom school level fees reports.
Grading	Custom school level grading reports for PowerTeacher Pro gradebook and Stored Grades.
Incidents	Custom district/school level incident reports.
Log Entries	Custom district/school level log entries reports.
Misc	Custom school level misc reports.
Public Portal	Custom school/district public portal reports.
Scheduling (Current Year)	Custom school scheduling reports (Current Year).
Scheduling (Future Year)	Custom school scheduling reports (PowerScheduler - Future Year).
Standards	Custom standards reports.
Student Data Verification	Custom district/school level student data verification reports.
Testing	Custom school/district testing reports.

## PSCB Custom Reports - Enrollment

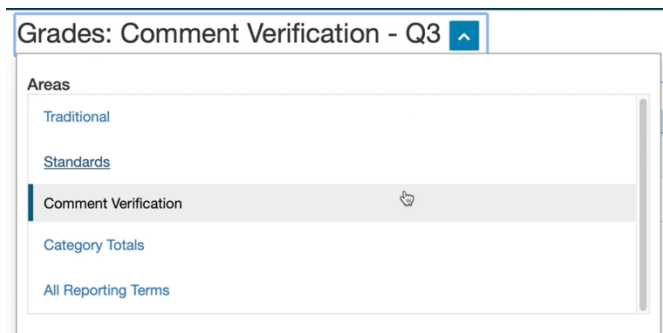
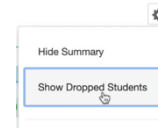
Enrollment - District Wide	Description
Enrollment Summary - Current Date	The enrollment summary for the current date.
Enrollment Summary FTE - Selected Date	The FTE enrollment summary for a selected date.
Enrollment Summary - Selected Date	The enrollment summary for a selected date.
Enrollment Summary - Next Year Projected	The projected enrollment summary for the next school year based on this year's enrollment and all pre-enrolled students.
School Transfers - Current Year	List all students for the current school year that have transferred to another school in the district or re-enrolled the same school.

### New features in PS 19.4

#### View or Modify Grades for Dropped Students

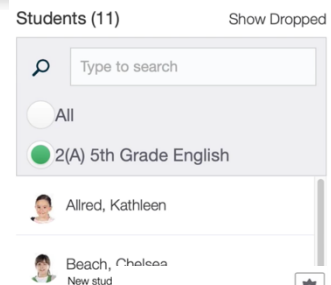
Under the gear icon, select Show Dropped Students

You can now edit any final grade, standard grade, comment\*\* and or citizenship grade.



#### Identify newly enrolled students

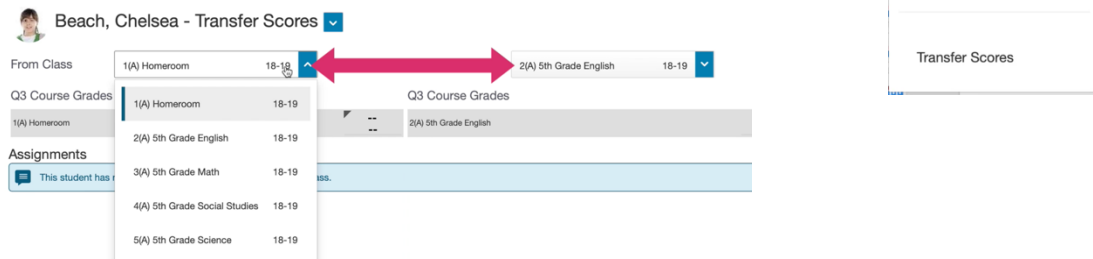
To make it easier to notice newly enrolled students, PTP will display a notification under each student's name that has been transferred in. This notification will be visible for only 2 weeks.



#### Transfer Students Assignment Scores to a different class

First select the student that just transferred into your class. Under the gear icon will appear a new option called **Transfer Scores**. This link **ONLY WORKS** after the student transfers into your class after the term start date!

The **FROM** class will appear on the left and the **TO** class on the right. Make sure you match the correct classes!



If assignments MATCH exactly- the assignment/standards/comments will automatically map to your assignment.

If the assignments do not match, teachers can manually map them to a similar assignment in this case a Spelling Homework FROM to a Spelling Homework 3-12

To see if there are significant differences in the assignments, you can select the INFO button to see the assignment details. When done simply select the TRANSFER SCORES button.

\*\* if an assignment comment is transferred it will appear with your assignment and carry the FROM teachers name!

### Impact on Rollup -

1) Transfer scores does not remove the standard grades from the original class. So there still could still be a rollup grade, but the new features added in PS 12 to let schools ignore grades from **Dropped Classes** should solve that. Every district should have that box selected.

### Standard Grade Rollup Settings

**⚠ Changing rollup settings will not affect past terms unless scores and grades are recalculated.**

Exclude Grades Marked Exempt	<input checked="" type="checkbox"/>
Exclude Grades from Dropped Classes	<input checked="" type="checkbox"/>
Calculation Method When Only Dropped Classes	<input checked="" type="radio"/> Average <input type="radio"/> Most Recently Enrolled

2) If SENDING teachers grade standards only and do not tie them to assignments, this movement tool is only an assignment-transfer tool! So those standards grades will not transfer but once again. Exclude Grades from **Dropped Classes** should work!